

Signify Classified - Internal
Cooper Lighting Solutions Photometric Lab
1121 Highway 74 South
Peachtree City, GA 30269



Scaled data based on original data using
LM-79-08 Approved Method: Electrical and Photometric Measurements of Solid-
State Lighting Products

Test Report Prepared for
Cooper Lighting Solutions
(formerly Eaton)

Brand: INVUE

Report Number: P869193

Luminaire Tested: **EMM2-HTN-SA2A-AMB-U-T2R-HSS**

Issue Date: 08/22/2024



Test Information

Test Method: LM-79-08
Report Number: P869193
Test Lab: INNOVATION CENTER(G3)
Issue Date: 08/22/2024
Manufacturer: COOPER LIGHTING SOLUTIONS (FORMERLY EATON)
Product Line: INVUE
Catalog Number: EMM2-HTN-SA2A-AMB-U-T2R-HSS
Description: EPIC MODERN TALL HOUSING DISCRETE LED ARRAYS 30W 0CRI 1540K FIXTURE
w/ TYPE II ROADWAY DISTRIBUTION OPTIC AND HOUSE SIDE SHIELD
Light Source: (20) 1540K CCT, 0 CRI LEDS
Ballast/Driver: ELECTRONIC DRIVER

Summary

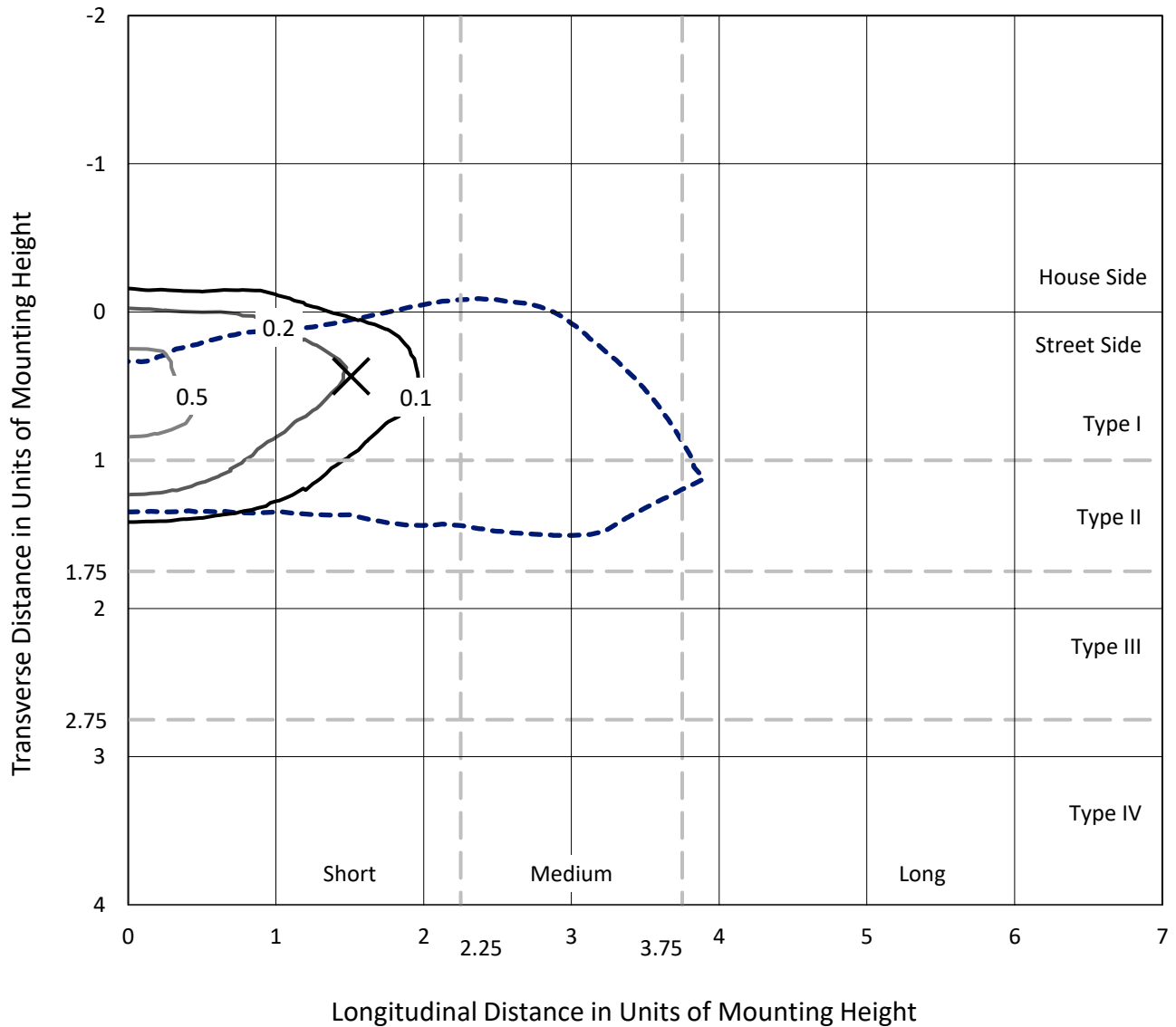
Lumens per Lamp: N/A
Luminaire Lumens: 747.1 lumens
Efficiency: N/A
Efficacy: 24.9 lumens/watt
Luminous Opening: Rectangular (W 0.67' x L: 0.33' x H: 0')
IES Classification: Type II - Short
BUG Rating: B0 - U0 - G1

Input Watts (W): 30
Input Voltage (V): 120
Input Current (A_{in}): NR
Voltage Rise (V): NR
Power Factor: 0.98
Total Harmonic Distortion (THDi): 9.04%
Frequency (hertz): 60
Stabilization Time: NR
Operation Time: NR
Ambient Temperature (°C): NR
Test Distance: 24 FT

REPORT NUMBER: P869193
 CATALOG NUMBER: EMM2-HTN-SA2A-AMB-U-T2R-HSS

Iso-Footcandle Lines of Horizontal Illumination

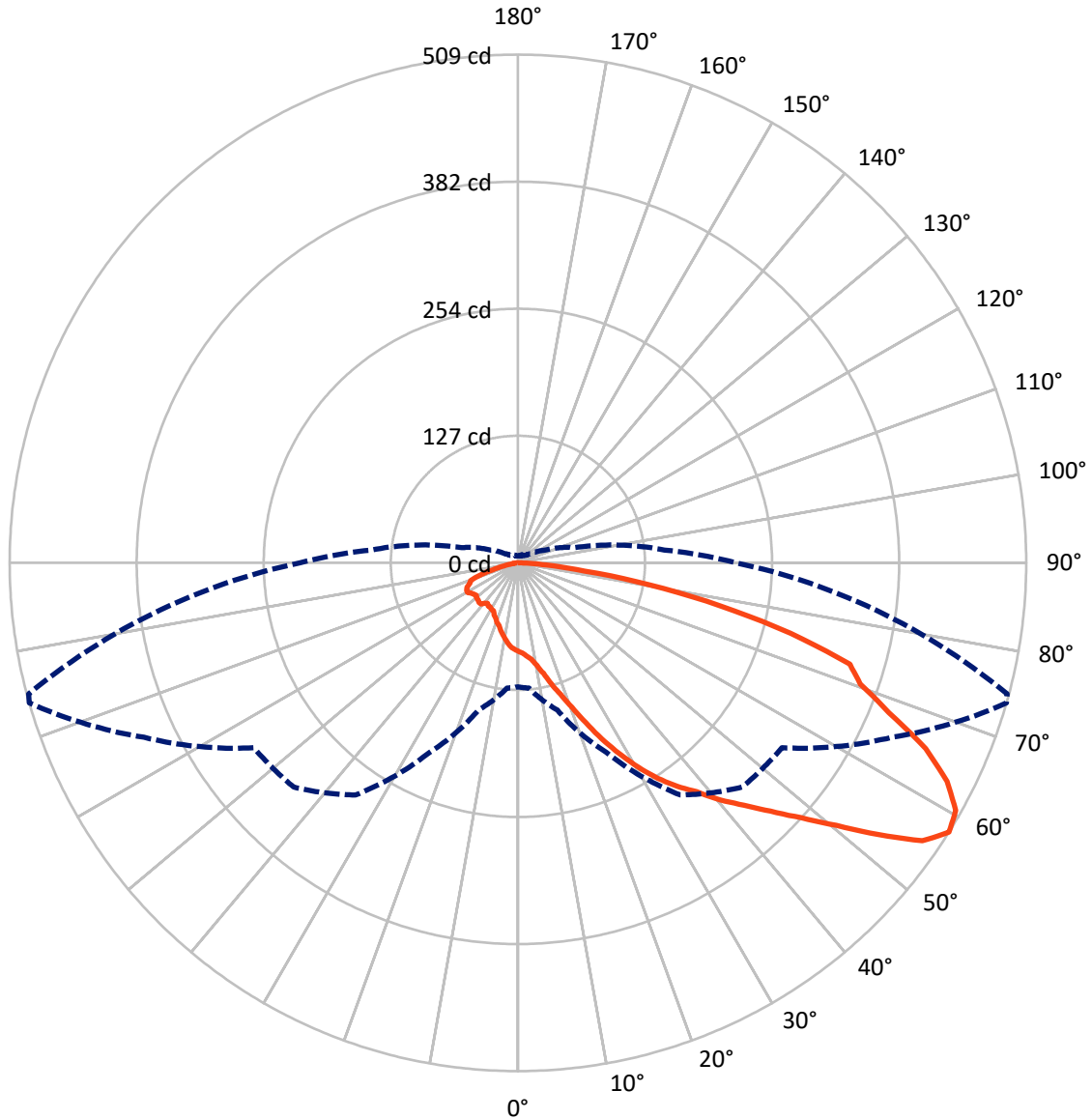
× Max cd
 - - - 1/2 Max cd



Based on 20 foot mounting height. Maximum calculated value = 0.6 fc
 Type II - Short - N/A

REPORT NUMBER: P869193
CATALOG NUMBER: EMM2-HTN-SA2A-AMB-U-T2R-HSS

Luminous Intensity Polar Plot



— Vertical Plane Through 74-Deg Lateral - - - Horizontal Cone Through 57.5-Deg Vertical

REPORT NUMBER: P869193

CATALOG NUMBER: EMM2-HTN-SA2A-AMB-U-T2R-HSS

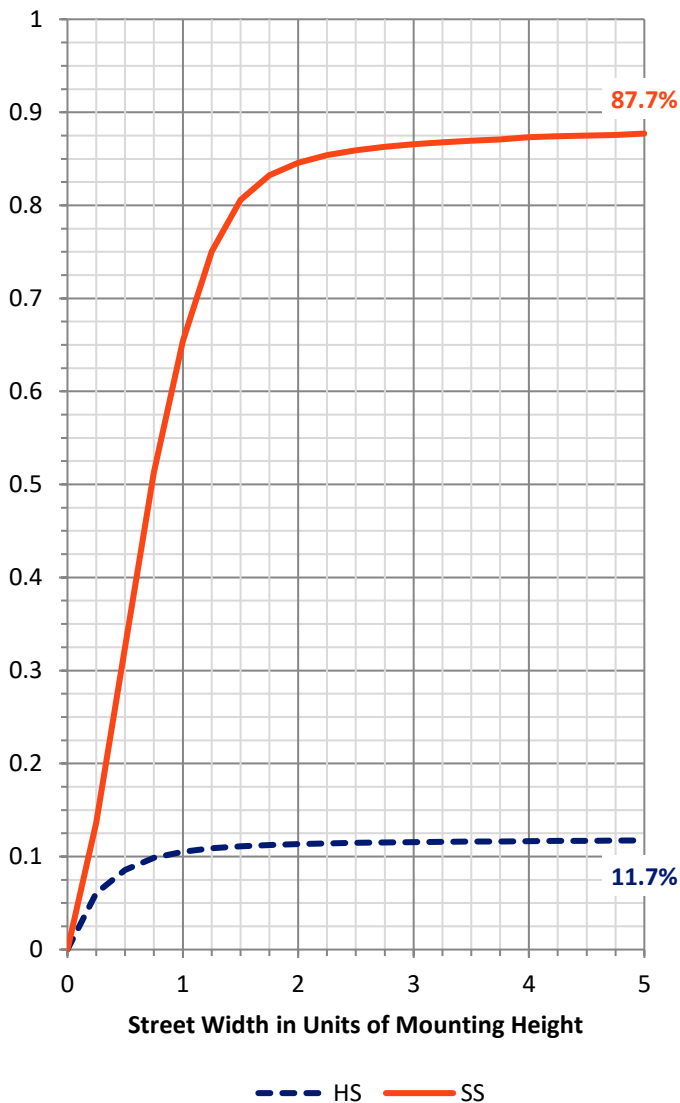
FLUX DISTRIBUTION:

		Downward	Upward	Total
House Side	Lumens	88.6	0.0	88.6
	% Fixture	11.9	0.0	11.9
Street Side	Lumens	658.5	0.0	658.5
	% Fixture	88.1	0.0	88.1
Total	Lumens	747.1	0.0	747.1
	% Fixture	100.0	0.0	100.0

ZONAL LUMENS:

Zone	Lumens	% Fixture
0°-10°	8.7	1.2
10°-20°	31.6	4.2
20°-30°	65.2	8.7
30°-40°	117.5	15.7
40°-50°	158.8	21.3
50°-60°	157.3	21.1
60°-70°	127.2	17.0
70°-80°	67.7	9.1
80°-90°	13.3	1.8
90°-100°	0.0	0.0
100°-110°	0.0	0.0
110°-120°	0.0	0.0
120°-130°	0.0	0.0
130°-140°	0.0	0.0
140°-150°	0.0	0.0
150°-160°	0.0	0.0
160°-170°	0.0	0.0
170°-180°	0.0	0.0
0°-90°	747.1	100.0
0°-180°	747.1	100.0

Coefficient of Utilization



REPORT NUMBER: P869193

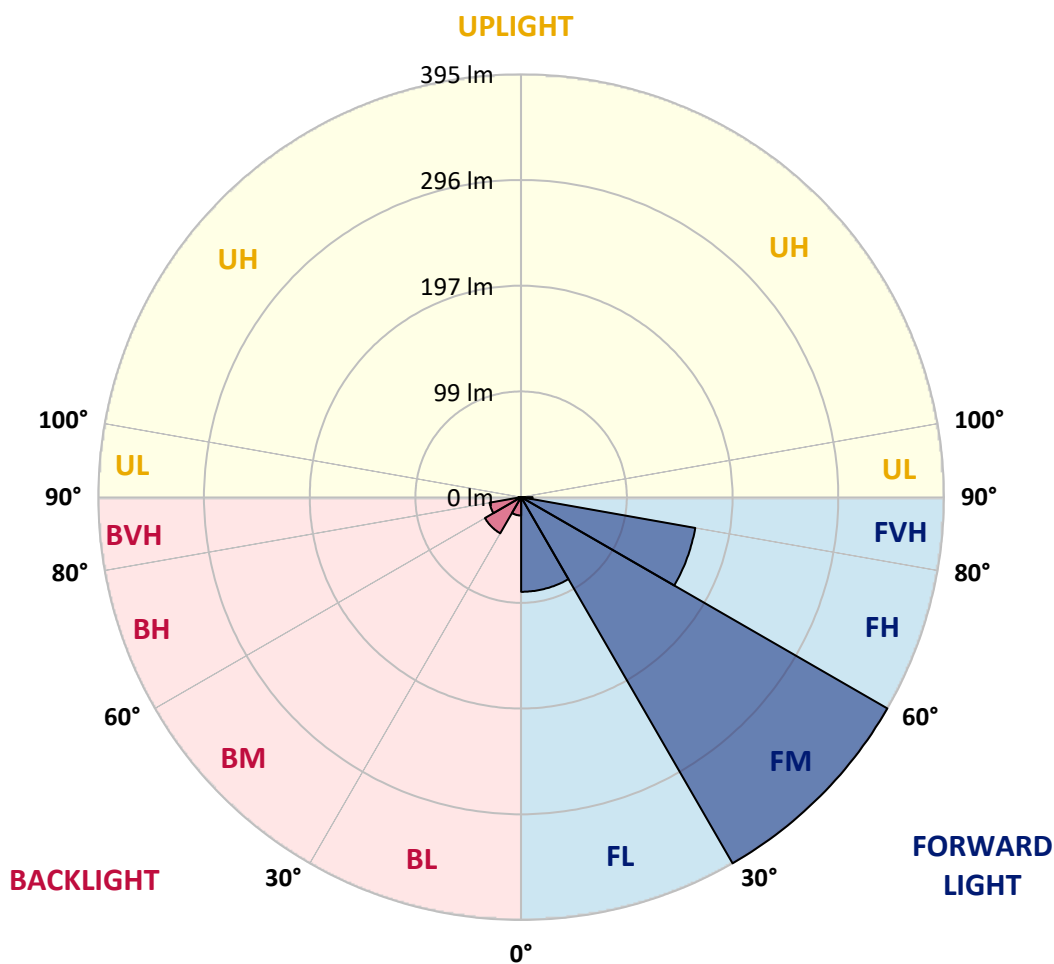
CATALOG NUMBER: EMM2-HTN-SA2A-AMB-U-T2R-HSS

LUMINAIRE CLASSIFICATION SYSTEM LUMEN TABLE AND BUG RATING:

Zone	Lumens	% Fixture	Zone Rating/Lumen Limit		
			B	U	G
FL (0°-30°)	88.3	11.8			
FM (30°-60°)	394.6	52.8			
FH (60°-80°)	165.0	22.1			G0/660
FVH (80°-90°)	10.6	1.4			G1/100
BL (0°-30°)	17.1	2.3	B0/110		
BM (30°-60°)	39.0	5.2	B0/220		
BH (60°-80°)	29.9	4.0	B0/110		G0/110
BVH (80°-90°)	2.6	0.4			G0/10
UL (90°-100°)	0.0	0.0		U0/0	
UH (100°-180°)	0.0	0.0		U0/0	

BUG Rating: B0-U0-G1

Type II Short





REPORT NUMBER: P869193

CATALOG NUMBER: EMM2-HTN-SA2A-AMB-U-T2R-HSS

CANDELA DISTRIBUTION (FULL):

	0°	5°	15°	25°	35°	45°	55°	65°	74°	75°	85°
0°	88.7	88.7	88.7	88.7	88.7	88.7	88.7	88.7	88.7	88.7	88.7
2.5°	97.5	97.5	95.8	95.8	95.8	94.0	94.0	92.2	90.4	90.4	90.4
5°	115.3	117.0	115.3	113.5	109.9	106.4	101.1	95.8	94.0	92.2	90.4
7.5°	138.3	136.5	134.8	131.2	127.7	122.4	113.5	104.6	97.5	95.8	92.2
10°	164.9	166.7	161.4	156.0	147.2	138.3	129.4	115.3	104.6	102.8	94.0
12.5°	200.4	200.4	191.5	182.6	175.5	159.6	145.4	131.2	113.5	111.7	95.8
15°	232.3	230.5	228.7	219.9	205.7	186.2	164.9	147.2	125.9	122.4	99.3
17.5°	250.0	250.0	248.2	244.7	234.1	216.3	189.7	164.9	138.3	134.8	104.6
20°	257.1	257.1	255.3	253.6	251.8	242.9	218.1	186.2	154.3	150.7	109.9
22.5°	269.5	267.8	262.4	258.9	262.4	260.7	242.9	211.0	173.8	168.5	117.0
25°	290.8	287.3	278.4	271.3	271.3	273.1	264.2	234.1	195.1	189.7	127.7
27.5°	322.7	319.2	305.0	292.6	283.7	278.4	276.6	257.1	216.3	211.0	140.1
30°	360.0	356.4	345.8	324.5	305.0	289.0	283.7	274.8	237.6	232.3	154.3
32.5°	409.6	407.8	390.1	358.2	335.1	310.3	299.7	289.0	257.1	251.8	168.5
35°	466.4	459.3	445.1	402.5	368.8	340.5	320.9	306.8	274.8	267.8	180.9
37.5°	473.4	473.4	471.7	448.6	413.2	368.8	342.2	326.3	290.8	287.3	195.1
40°	450.4	448.6	455.7	453.9	439.8	406.1	374.1	352.9	312.1	305.0	207.5
42.5°	416.7	418.5	425.6	430.9	429.1	432.7	407.8	377.7	331.6	322.7	211.0
45°	393.6	391.9	397.2	400.7	402.5	427.3	438.0	400.7	354.6	345.8	218.1
47.5°	372.4	370.6	370.6	370.6	374.1	395.4	441.5	439.8	381.2	370.6	228.7
50°	347.5	344.0	342.2	345.8	351.1	356.4	420.2	464.6	413.2	402.5	241.2
52.5°	280.2	283.7	303.2	322.7	333.4	331.6	381.2	462.8	452.2	441.5	257.1
55°	195.1	195.1	225.2	276.6	317.4	319.2	338.7	445.1	491.2	480.5	281.9
57.5°	124.1	125.9	152.5	209.2	283.7	317.4	322.7	413.2	508.9	507.1	312.1
60°	79.8	83.3	97.5	147.2	214.6	305.0	326.3	384.8	503.6	507.1	351.1
62.5°	58.5	60.3	67.4	101.1	156.0	253.6	344.0	374.1	482.3	487.6	379.5
65°	47.9	47.9	51.4	72.7	108.2	173.8	344.0	388.3	448.6	455.7	384.8
67.5°	39.0	40.8	42.6	56.7	79.8	115.3	273.1	432.7	400.7	400.7	363.5
70°	33.7	33.7	37.2	46.1	60.3	79.8	173.8	411.4	363.5	358.2	317.4
72.5°	30.1	30.1	31.9	39.0	47.9	60.3	111.7	312.1	347.5	338.7	255.3
75°	24.8	26.6	28.4	31.9	39.0	46.1	70.9	216.3	281.9	269.5	207.5
77.5°	23.1	23.1	24.8	28.4	31.9	35.5	47.9	133.0	207.5	203.9	154.3
80°	17.7	17.7	19.5	23.1	24.8	26.6	31.9	67.4	133.0	133.0	92.2
82.5°	16.0	16.0	17.7	19.5	19.5	21.3	21.3	31.9	67.4	70.9	42.6
85°	14.2	12.4	12.4	14.2	16.0	14.2	14.2	16.0	28.4	28.4	19.5
87.5°	7.1	7.1	7.1	8.9	8.9	8.9	8.9	7.1	8.9	10.6	8.9
90°	0.0	0.0	0.0	0.0	0.0	0.0	0.0	0.0	0.0	0.0	0.0



REPORT NUMBER: P869193

CATALOG NUMBER: EMM2-HTN-SA2A-AMB-U-T2R-HSS

CANDELA DISTRIBUTION (continued):

	90°	95°	105°	115°	125°	135°	145°	155°	165°	175°	180°
0°	88.7	88.7	88.7	88.7	88.7	88.7	88.7	88.7	88.7	88.7	88.7
2.5°	88.7	88.7	86.9	85.1	85.1	83.3	83.3	81.6	79.8	79.8	81.6
5°	88.7	88.7	85.1	81.6	78.0	74.5	70.9	67.4	65.6	65.6	63.8
7.5°	88.7	86.9	81.6	76.2	69.2	62.1	55.0	49.6	46.1	44.3	44.3
10°	90.4	85.1	78.0	69.2	58.5	46.1	39.0	33.7	31.9	31.9	30.1
12.5°	90.4	85.1	74.5	62.1	46.1	35.5	30.1	28.4	26.6	26.6	26.6
15°	92.2	85.1	70.9	55.0	37.2	28.4	26.6	24.8	24.8	24.8	24.8
17.5°	95.8	86.9	67.4	46.1	30.1	26.6	24.8	23.1	23.1	23.1	23.1
20°	97.5	86.9	65.6	39.0	26.6	24.8	23.1	21.3	21.3	21.3	21.3
22.5°	101.1	88.7	62.1	33.7	24.8	23.1	21.3	21.3	19.5	19.5	19.5
25°	106.4	90.4	60.3	30.1	23.1	21.3	19.5	19.5	17.7	17.7	17.7
27.5°	113.5	95.8	56.7	26.6	21.3	19.5	19.5	17.7	17.7	17.7	17.7
30°	124.1	101.1	56.7	26.6	21.3	19.5	17.7	16.0	16.0	16.0	16.0
32.5°	133.0	106.4	55.0	26.6	21.3	17.7	16.0	16.0	14.2	14.2	14.2
35°	140.1	109.9	55.0	28.4	21.3	17.7	16.0	14.2	14.2	14.2	14.2
37.5°	147.2	115.3	53.2	28.4	23.1	16.0	14.2	14.2	12.4	12.4	12.4
40°	159.6	122.4	55.0	28.4	23.1	16.0	14.2	12.4	12.4	12.4	12.4
42.5°	164.9	125.9	58.5	28.4	23.1	16.0	12.4	12.4	12.4	10.6	10.6
45°	164.9	125.9	58.5	30.1	21.3	16.0	12.4	10.6	10.6	10.6	10.6
47.5°	168.5	124.1	56.7	31.9	21.3	16.0	12.4	10.6	10.6	10.6	10.6
50°	175.5	125.9	56.7	33.7	19.5	14.2	10.6	10.6	10.6	8.9	8.9
52.5°	186.2	131.2	55.0	33.7	17.7	12.4	10.6	10.6	8.9	8.9	8.9
55°	200.4	138.3	56.7	31.9	17.7	12.4	10.6	8.9	8.9	8.9	8.9
57.5°	218.1	147.2	58.5	30.1	16.0	10.6	8.9	8.9	7.1	7.1	7.1
60°	242.9	161.4	62.1	26.6	14.2	8.9	8.9	7.1	7.1	7.1	7.1
62.5°	266.0	175.5	62.1	23.1	12.4	8.9	8.9	7.1	7.1	5.3	5.3
65°	283.7	193.3	60.3	19.5	10.6	8.9	7.1	7.1	5.3	5.3	5.3
67.5°	287.3	195.1	56.7	12.4	8.9	7.1	7.1	7.1	5.3	5.3	5.3
70°	262.4	180.9	55.0	8.9	7.1	7.1	7.1	5.3	5.3	5.3	5.3
72.5°	216.3	147.2	44.3	7.1	7.1	5.3	5.3	5.3	5.3	5.3	5.3
75°	184.4	109.9	28.4	5.3	5.3	5.3	5.3	5.3	5.3	5.3	3.5
77.5°	148.9	90.4	17.7	5.3	3.5	5.3	5.3	3.5	3.5	3.5	3.5
80°	94.0	72.7	10.6	3.5	3.5	3.5	3.5	3.5	3.5	3.5	3.5
82.5°	44.3	37.2	5.3	3.5	3.5	3.5	3.5	3.5	3.5	3.5	3.5
85°	17.7	16.0	3.5	1.8	1.8	1.8	1.8	3.5	3.5	3.5	3.5
87.5°	7.1	5.3	1.8	1.8	1.8	0.0	0.0	0.0	0.0	0.0	0.0
90°	0.0	0.0	0.0	0.0	0.0	0.0	0.0	0.0	0.0	0.0	0.0

LM-79-2019: Approved Method: Electrical and Photometric Measurements of Solid-
State Lighting Products

Report Prepared for

Cooper Lighting Solutions

Streetworks

Report Number: SP1-2407-157-1

Test Date: 08/06/2024

Luminaire Tested: MEM2-HTN-SA-45-AMB-U-5WQ-2

Data in this report applies to families of products including MEM2-HTN-SA-45-AMB-U-5WQ-2

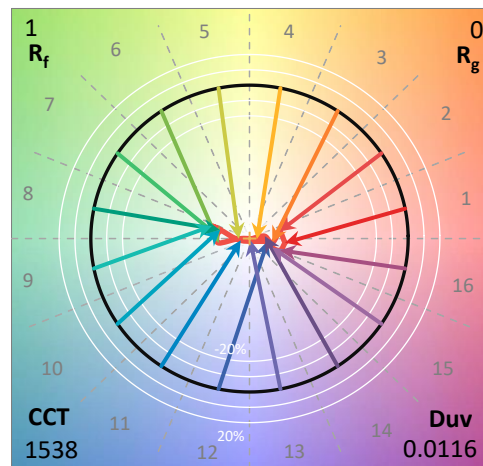
Test Information

Test Method: LM-79-2019
 Report Number: SP1-2407-157-1
 Test Lab: COOPER LIGHTING SOLUTIONS
 Photometer: SP1 - 76IN SPHERE
 Measurement Geometry: 4π
 Issue Date: 08/20/2024
 Manufacturer: COOPER LIGHTING SOLUTIONS
 Product Line: Streetworks
 Catalog Number: **MEM2-HTN-SA-45-AMB-U-5WQ-2**
 Description: Epic Modern Light Square 45W 5WQ Optic and Flare Trim AMBER LED

Spectral Parameters

CCT (K): 1538
 CIE u': 0.3530
 CIE v': 0.5469
 Duv: 0.0116
 CIE x: 0.5918
 CIE y: 0.4076
 CIE z: 0.0006
 Peak Wavelength (nm): 597
 Dominant Wavelength (nm): 592
 Purity: 99.98881
 Rf: 1.1
 Rg: 0

CRI (Ra):	-21.8		
R1:	-34.3	R9:	-386.6
R2:	52.3	R10:	28.9
R3:	17.0	R11:	-95.5
R4:	-68.4	R12:	-10.5
R5:	-40.8	R13:	-15.5
R6:	41.5	R14:	45.9
R7:	-7.2	R15:	-67.7
R8:	-134.5		



Test Conditions

Stabilization Time: 20M
 Operation Time: 1H 20M
 Sphere Temperature (°C): 24.2

REPORT NUMBER: SP1-2407-157-1

Measurement and Test Equipment			
Instrument	Identification Number	Calibration Date	Calibration Due Date
Photometer	IN0058	6/18/2024	12/18/2024
Power Meter	INXT2011004	2/8/2024	2/8/2025
AC Power Source	IN0063	10/24/2023	10/24/2024
DC Power Source	IN0208	10/24/2023	10/24/2024
Sphere Thermometer	IN0085	10/24/2023	10/24/2024
Room Thermometer	IN0046	10/24/2023	10/24/2024

REPORT NUMBER: SP1-2407-157-1

CIE 1931 Chromaticity Diagram



CIE 1931 Chromaticity Diagram with 2017 ANSI 7-Step and 4-Step Quadrangles



Point lies outside the range

REPORT NUMBER: SP1-2407-157-1

Photopic Flux vs. Wavelength



Photopic Lumens: NR

λ (nm)	Power W [^] /nm	Lumens (φ/nm)	λ (nm)	Power W [^] /nm	Lumens (φ/nm)	λ (nm)	Power W [^] /nm	Lumens (φ/nm)	λ (nm)	Power W [^] /nm	Lumens (φ/nm)	λ (nm)	Power W [^] /nm	Lumens (φ/nm)
360	0	NR	490	0	NR	620	30	NR	750	0	NR	880	0	NR
365	0	NR	495	0	NR	625	13	NR	755	0	NR	885	0	NR
370	0	NR	500	0	NR	630	6	NR	760	0	NR	890	0	NR
375	0	NR	505	0	NR	635	3	NR	765	0	NR	895	0	NR
380	0	NR	510	0	NR	640	2	NR	770	0	NR	900	0	NR
385	0	NR	515	0	NR	645	1	NR	775	0	NR	905	0	NR
390	0	NR	520	0	NR	650	1	NR	780	0	NR	910	0	NR
395	0	NR	525	0	NR	655	0	NR	785	0	NR	915	0	NR
400	0	NR	530	0	NR	660	0	NR	790	0	NR	920	0	NR
405	0	NR	535	1	NR	665	0	NR	795	0	NR	925	0	NR
410	0	NR	540	1	NR	670	0	NR	800	0	NR	930	0	NR
415	0	NR	545	3	NR	675	0	NR	805	0	NR	935	0	NR
420	0	NR	550	5	NR	680	0	NR	810	0	NR	940	0	NR
425	0	NR	555	10	NR	685	0	NR	815	0	NR	945	0	NR
430	0	NR	560	19	NR	690	0	NR	820	0	NR	950	0	NR
435	0	NR	565	34	NR	695	0	NR	825	0	NR	955	0	NR
440	0	NR	570	63	NR	700	0	NR	830	0	NR	960	0	NR
445	0	NR	575	113	NR	705	0	NR	835	0	NR	965	0	NR
450	0	NR	580	199	NR	710	0	NR	840	0	NR	970	0	NR
455	0	NR	585	352	NR	715	0	NR	845	0	NR	975	0	NR
460	0	NR	590	614	NR	720	0	NR	850	0	NR	980	0	NR
465	0	NR	595	954	NR	725	0	NR	855	0	NR	985	0	NR
470	0	NR	600	837	NR	730	0	NR	860	0	NR	990	0	NR
475	0	NR	605	417	NR	735	0	NR	865	0	NR	995	0	NR
480	0	NR	610	179	NR	740	0	NR	870	0	NR	1000	0	NR
485	0	NR	615	69	NR	745	0	NR	875	0	NR			

REPORT NUMBER: SP1-2407-157-1

Scotopic Flux vs. Wavelength



Scotopic Lumens: NR

S/P: 0.22

λ (nm)	Power W [^] /nm	Lumens (φ/nm)	λ (nm)	Power W [^] /nm	Lumens (φ/nm)	λ (nm)	Power W [^] /nm	Lumens (φ/nm)	λ (nm)	Power W [^] /nm	Lumens (φ/nm)	λ (nm)	Power W [^] /nm	Lumens (φ/nm)
360	0	NR	490	0	NR	620	30	NR	750	0	NR	880	0	NR
365	0	NR	495	0	NR	625	13	NR	755	0	NR	885	0	NR
370	0	NR	500	0	NR	630	6	NR	760	0	NR	890	0	NR
375	0	NR	505	0	NR	635	3	NR	765	0	NR	895	0	NR
380	0	NR	510	0	NR	640	2	NR	770	0	NR	900	0	NR
385	0	NR	515	0	NR	645	1	NR	775	0	NR	905	0	NR
390	0	NR	520	0	NR	650	1	NR	780	0	NR	910	0	NR
395	0	NR	525	0	NR	655	0	NR	785	0	NR	915	0	NR
400	0	NR	530	0	NR	660	0	NR	790	0	NR	920	0	NR
405	0	NR	535	1	NR	665	0	NR	795	0	NR	925	0	NR
410	0	NR	540	1	NR	670	0	NR	800	0	NR	930	0	NR
415	0	NR	545	3	NR	675	0	NR	805	0	NR	935	0	NR
420	0	NR	550	5	NR	680	0	NR	810	0	NR	940	0	NR
425	0	NR	555	10	NR	685	0	NR	815	0	NR	945	0	NR
430	0	NR	560	19	NR	690	0	NR	820	0	NR	950	0	NR
435	0	NR	565	34	NR	695	0	NR	825	0	NR	955	0	NR
440	0	NR	570	63	NR	700	0	NR	830	0	NR	960	0	NR
445	0	NR	575	113	NR	705	0	NR	835	0	NR	965	0	NR
450	0	NR	580	199	NR	710	0	NR	840	0	NR	970	0	NR
455	0	NR	585	352	NR	715	0	NR	845	0	NR	975	0	NR
460	0	NR	590	614	NR	720	0	NR	850	0	NR	980	0	NR
465	0	NR	595	954	NR	725	0	NR	855	0	NR	985	0	NR
470	0	NR	600	837	NR	730	0	NR	860	0	NR	990	0	NR
475	0	NR	605	417	NR	735	0	NR	865	0	NR	995	0	NR
480	0	NR	610	179	NR	740	0	NR	870	0	NR	1000	0	NR
485	0	NR	615	69	NR	745	0	NR	875	0	NR			

REPORT NUMBER: SP1-2407-157-1

Melanopic Flux vs. Wavelength



Melanopic Lumens: NR

M/P: 0.12

λ (nm)	Power W^{\wedge}/nm	Lumens (ϕ/nm)	λ (nm)	Power W^{\wedge}/nm	Lumens (ϕ/nm)	λ (nm)	Power W^{\wedge}/nm	Lumens (ϕ/nm)	λ (nm)	Power W^{\wedge}/nm	Lumens (ϕ/nm)	λ (nm)	Power W^{\wedge}/nm	Lumens (ϕ/nm)
360	0	NR	490	0	NR	620	30	NR	750	0	NR	880	0	NR
365	0	NR	495	0	NR	625	13	NR	755	0	NR	885	0	NR
370	0	NR	500	0	NR	630	6	NR	760	0	NR	890	0	NR
375	0	NR	505	0	NR	635	3	NR	765	0	NR	895	0	NR
380	0	NR	510	0	NR	640	2	NR	770	0	NR	900	0	NR
385	0	NR	515	0	NR	645	1	NR	775	0	NR	905	0	NR
390	0	NR	520	0	NR	650	1	NR	780	0	NR	910	0	NR
395	0	NR	525	0	NR	655	0	NR	785	0	NR	915	0	NR
400	0	NR	530	0	NR	660	0	NR	790	0	NR	920	0	NR
405	0	NR	535	1	NR	665	0	NR	795	0	NR	925	0	NR
410	0	NR	540	1	NR	670	0	NR	800	0	NR	930	0	NR
415	0	NR	545	3	NR	675	0	NR	805	0	NR	935	0	NR
420	0	NR	550	5	NR	680	0	NR	810	0	NR	940	0	NR
425	0	NR	555	10	NR	685	0	NR	815	0	NR	945	0	NR
430	0	NR	560	19	NR	690	0	NR	820	0	NR	950	0	NR
435	0	NR	565	34	NR	695	0	NR	825	0	NR	955	0	NR
440	0	NR	570	63	NR	700	0	NR	830	0	NR	960	0	NR
445	0	NR	575	113	NR	705	0	NR	835	0	NR	965	0	NR
450	0	NR	580	199	NR	710	0	NR	840	0	NR	970	0	NR
455	0	NR	585	352	NR	715	0	NR	845	0	NR	975	0	NR
460	0	NR	590	614	NR	720	0	NR	850	0	NR	980	0	NR
465	0	NR	595	954	NR	725	0	NR	855	0	NR	985	0	NR
470	0	NR	600	837	NR	730	0	NR	860	0	NR	990	0	NR
475	0	NR	605	417	NR	735	0	NR	865	0	NR	995	0	NR
480	0	NR	610	179	NR	740	0	NR	870	0	NR	1000	0	NR
485	0	NR	615	69	NR	745	0	NR	875	0	NR			

Summary

$R_f = 1.1$
 $R_g = 0$
 $CIE R_a = -21.8$
 $R_g = -386.6$



Color Vector Graphics



Individual Sample Fidelity Index ($R_{f,i}$)

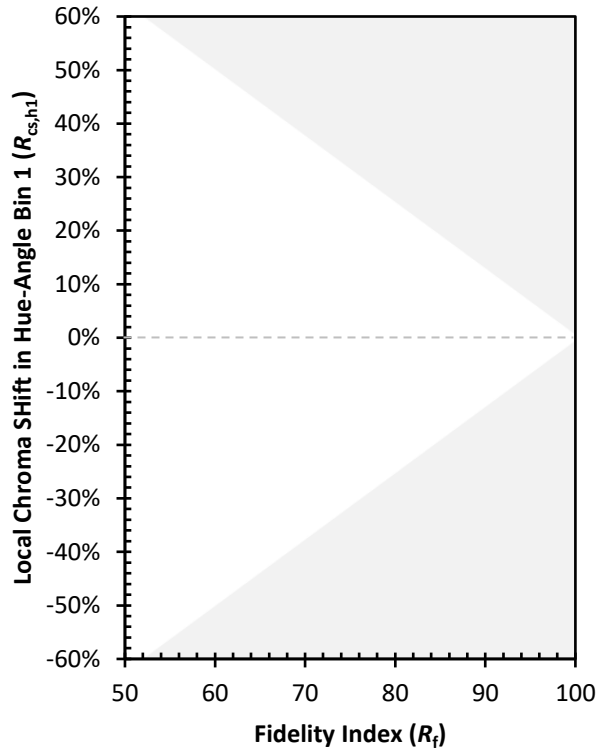
CES01 = 90	CES26 = 0	CES51 = 17	CES76 = 0
CES02 = 70	CES27 = 32	CES52 = 2	CES77 = 0
CES03 = 31	CES28 = 24	CES53 = 0	CES78 = 0
CES04 = 77	CES29 = 1	CES54 = 12	CES79 = 2
CES05 = 52	CES30 = 31	CES55 = 6	CES80 = 1
CES06 = 56	CES31 = 1	CES56 = 0	CES81 = 0
CES07 = 41	CES32 = 0	CES57 = 0	CES82 = 50
CES08 = 38	CES33 = 21	CES58 = 0	CES83 = 21
CES09 = 29	CES34 = 0	CES59 = 9	CES84 = 54
CES10 = 87	CES35 = 23	CES60 = 60	CES85 = 9
CES11 = 70	CES36 = 77	CES61 = 13	CES86 = 0
CES12 = 76	CES37 = 5	CES62 = 53	CES87 = 2
CES13 = 47	CES38 = 41	CES63 = 68	CES88 = 1
CES14 = 77	CES39 = 75	CES64 = 0	CES89 = 0
CES15 = 74	CES40 = 49	CES65 = 0	CES90 = 2
CES16 = 49	CES41 = 75	CES66 = 0	CES91 = 57
CES17 = 56	CES42 = 0	CES67 = 0	CES92 = 0
CES18 = 60	CES43 = 0	CES68 = 0	CES93 = 2
CES19 = 80	CES44 = 95	CES69 = 27	CES94 = 0
CES20 = 71	CES45 = 1	CES70 = 0	CES95 = 0
CES21 = 94	CES46 = 5	CES71 = 0	CES96 = 2
CES22 = 87	CES47 = 70	CES72 = 42	CES97 = 1
CES23 = 94	CES48 = 0	CES73 = 0	CES98 = 0
CES24 = 95	CES49 = 5	CES74 = 62	CES99 = 0
CES25 = 79	CES50 = 9	CES75 = 0	



Color Rendition by Hue-Angle Bin



Measure Comparisons



(END OF REPORT)